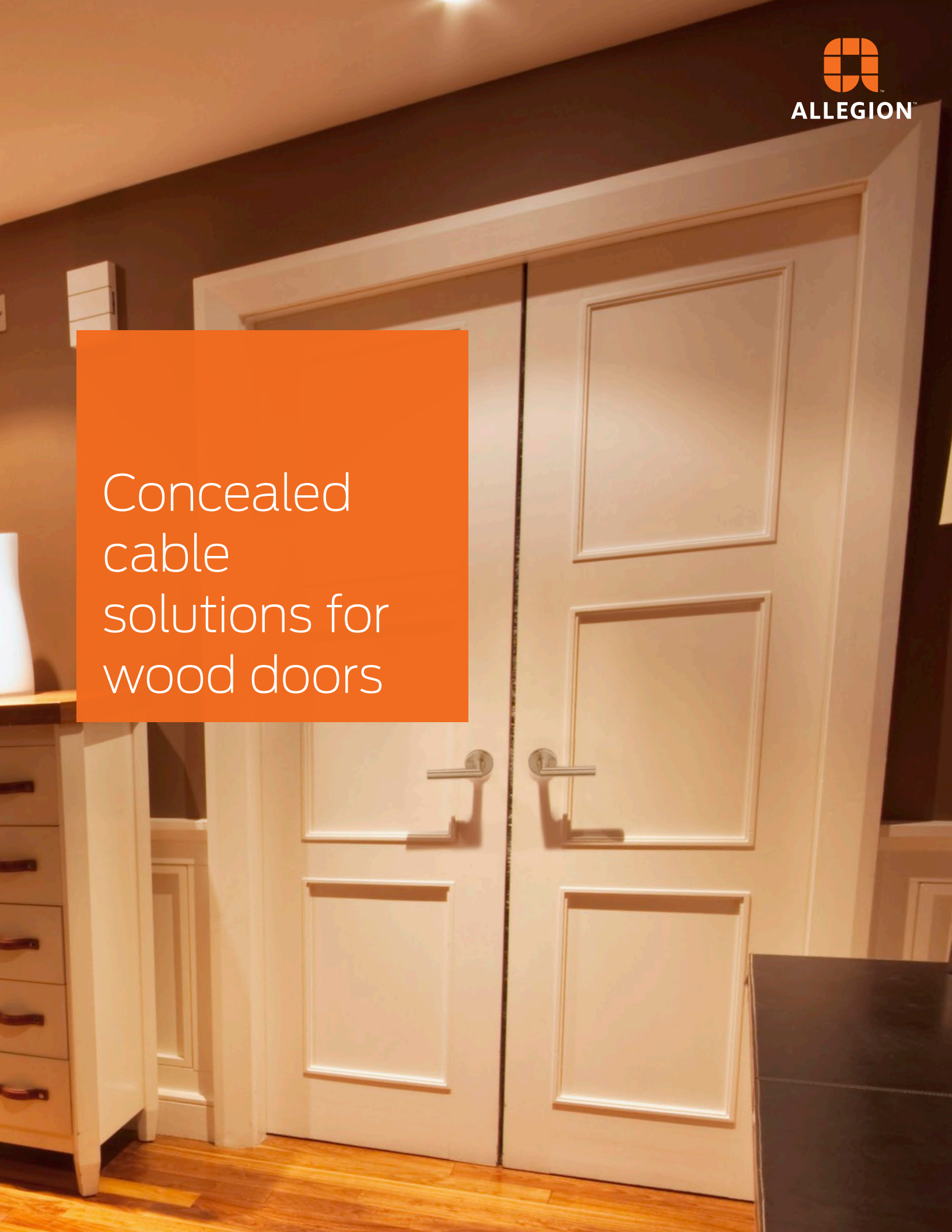




ALLEGION™

Concealed
cable
solutions for
wood doors




Structural integrity and style for wood doors

Wood doors serve many functions—from protecting a facility to providing superior aesthetics. Schlage and Von Duprin listened to the needs of architects and end users and designed a concealed wood door solution that protects the structural integrity of the door, without compromising the architectural design.

The Schlage and Von Duprin concealed wood door solution is recommended for double door applications, where each leaf is active and requires independent latching. The Von Duprin wood door concealed (WDC) two point latching system is available on the 98/99 and 33/35A Series for use where fire and life safety codes require a panic or fire rated exit device. For areas with lower occupancy, the Schlage LM9200 mortise lock with levers on both sides (Lever by Lever) is available with a concealed one or two point latching system.

Not every opening requires a concealed wood door solution. The Schlage LM9200 and Von Duprin 50WDC are designed with that in mind, and all 31 lever styles suite with Schlage L mortise locks, Schlage LT tubular locks, and Von Duprin exit devices. This allows for a consistent look and feel throughout your entire facility.



The technology


The Schlage LM9200 and Von Duprin WDC systems utilize concealed cables instead of rods. The cables are exceptionally strong and reliable and are used in multiple industries, from automotive to aviation. The patented concealed cable technology used for the wood door solutions offer multiple benefits

- **Simple installation**


Instead of measuring, cutting and installing rods, the cables are simply inserted into the locking hardware and the excess “wound up” in the spools.

- **Secure latching**

Rather than rods that engage a strike, latches specifically designed for wood doors are used to secure the opening. The top latch provides greater than 90 degrees engagement and both latches automatically deadlock for a secure opening.




Schlage spool assembly



Von Duprin spool assembly



Top latch



Bottom latch



Aesthetics

The use of concealed cables provides superior design aesthetics.

- **No metal wraps for fire-rated wood doors**

The prep for concealed cables requires less material to be removed which protects the structural integrity of the wood door. This allows the hardware to be more discrete than traditional concealed vertical rod systems that require unsightly metal wraps.

- **Sectional trim available on Schlage LM9200 Series (lever by lever solution)**

The use of cables instead of rods does not require any additional through-holes in the door, meaning sectional trim is an option. Of course, escutcheon trim is also available if desired.

A facility solution, not just a door solution

Not every door in your facility will require concealed cables. The Schlage LM9200 and Von Duprin WDC Series are designed with that in mind, and all 31 lever designs suite with Schlage L mortise locks, Schlage LT tubular locks, and Von Duprin exit devices. The combination of Schlage and Von Duprin ensure a consistent look, feel, and confidence throughout your facility.

Schlage LM9200

The Schlage LM9200 is intended for “lever x lever” applications – where levers are on both the inside and outside of the door. In addition to the simple installation resulting from the use of a concealed cable system, the Schlage LM9200 offers a number of additional benefits:

- 14 total functions (8 mechanical and 6 electrical) for use in a variety of applications
- 31 lever designs that suite across multiple Schlage and Von Duprin platforms for a consistent look throughout the facility
- Supports Sectional (rose) and Escutcheon trim
- Available two point or single point (top) latch
- Up to 60 minute fire rating on wood doors without metal wrap
- Up to 90 minute fire rating on hollow metal doors

Additionally, the electrified functions offer the following benefits:


- 0.4 amp maximum current draw (24V operating voltage) allows multiple locks on a single power supply
- 0.1 amp holding current eliminates "hot levers" and allows reliable operation in poorly ventilated wood doors
- Automatically detects 12 or 24V input for installation flexibility
- Customer-selectable EL/EU via switch on lock case

Mechanical functions

| | |
|--------|---------------------------------------|
| LM9210 | Passage |
| LM9225 | Exit |
| LM9240 | Passage |
| LM9250 | Office/entry |
| LM9256 | Office/entry with automatic unlocking |
| LM9270 | Classroom |
| LM9271 | Classroom security |
| LM9280 | Storeroom |

Electrified functions


| | |
|-------------|---|
| LM9290EL/EU | No cylinder, outside lever electrically locking/unlocking |
| LM9291EL/EU | No cylinder, both levers electrically locking/unlocking |
| LM9292EL/EU | Outside cylinder, outside lever electrically locking/unlocking |
| LM9293EL/EU | Outside cylinder, both levers electrically locking/unlocking |
| LM9294EL/EU | Outside & inside cylinder, outside lever electrically locking/unlocking |
| LM9295EL/EU | Outside & inside cylinder, both levers electrically locking/unlocking |



Product detail

- 1 Latches are designed for optimized door prep, retaining the structural integrity of the door
- 2 Concealed vertical cables instead of rods for quick installation & adjustment
- 3 Accessible adjustment from edge of door
- 4 Self-adjusting bottom bolt that deadlocks in any adjustment position providing enhanced security

The Schlage and Von Duprin concealed cable solutions suite with the following products also designed for wood door applications:



Locks

Schlage L Series mortise locks Grade 1

Schlage L Series locks have long been the industry standard for mortise locks, with a comprehensive offering of functions and options to support any opening need.



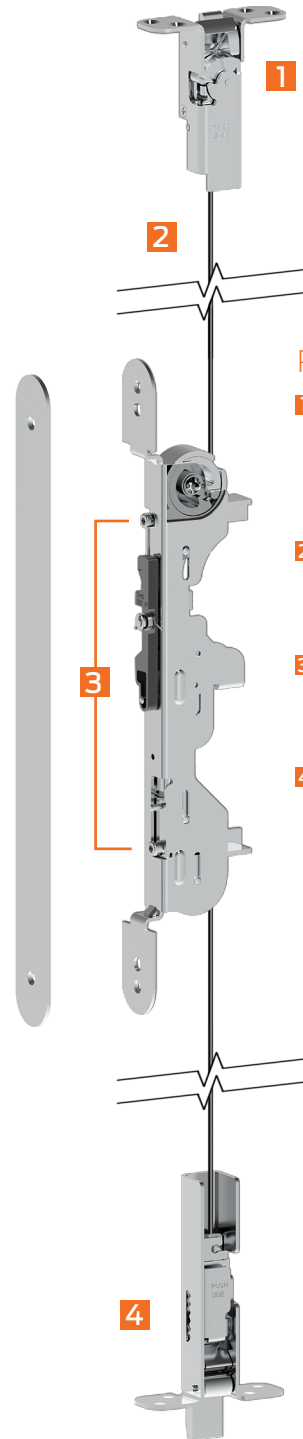
Schlage LT Series tubular locks Grade 2

The perfect compliment to the Schlage L or LM Series and Von Duprin exit devices. The LT Series tubular lock provides a consistent look and feel at a lower price point for less demanding applications.

Von Duprin WDC Series

The Von Duprin WDC is an concealed cable exit solution (pushbar on one side, trim on the opposite) specifically designed for wood doors. Sharing the same fundamental concealed cable design as the Schlage LM9200, the Von Duprin WDC is a flexible solution with a number of unique attributes:

- Available with 33A/35A series exit devices for narrow stile doors and 98/99 series exit devices for normal (wide) stile doors
- Concealed vertical cables instead of rods for quick installation and adjustment
- Self-adjusting bottom bolt that deadlocks in any adjustment position providing enhanced security
- Accessible adjustment from edge of door
- Fire-rated applications without the use of metal wraps, up to 45 minutes. 90 minute rating available with use of metal wrap



Product detail

- 1 Latches are designed for optimized door prep, retaining the structural integrity of the door
- 2 Concealed vertical cables instead of rods for quick installation & adjustment
- 3 Accessible adjustment from edge of door
- 4 Self-adjusting bottom bolt that deadlocks in any adjustment position providing enhanced security

Exit devices



Von Duprin 33A/35A exit devices
For narrow stile doors



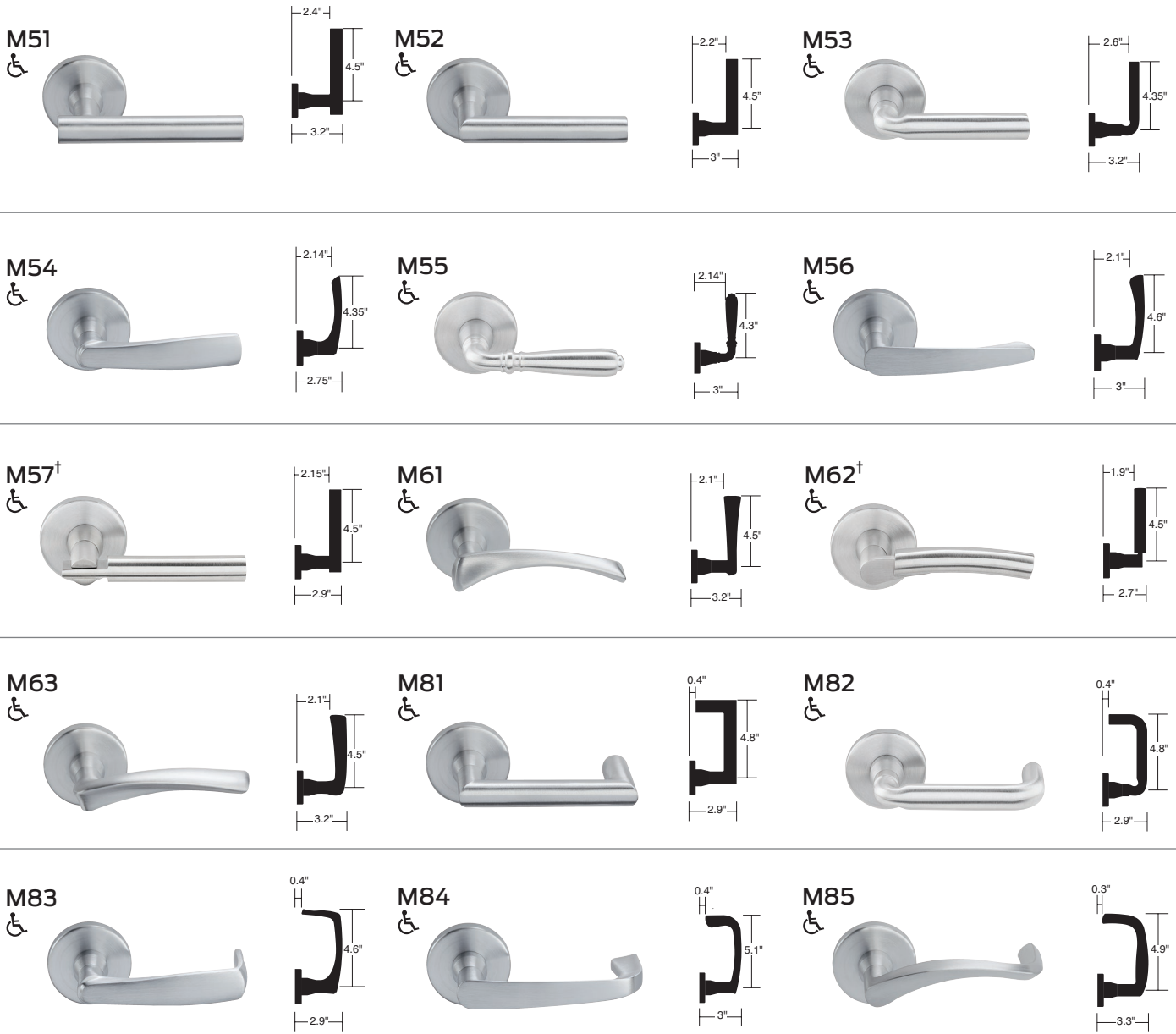
Von Duprin 98/99 exit devices
For wide stile doors

Standard lever suite



For additional trim options and configurations see product catalogs or price books.

M Collection decorative lever suite



Finish options



| | | | | | | | | |
|-----------------------------------|----------------------------------|------------------------------------|------------------------------------|--|--|--|--|------------------------------------|
| 605 US3 Bright brass | 606 US4 Satin brass | 609 US5 Antique brass | 619 US15 Satin nickel | 625 US26 Bright chromium plated | 626/626AM US26D Satin chromium plated | 629 US32 Bright stainless steel | 630/630AM US32D Satin stainless steel | 643e US11 Aged bronze |
|-----------------------------------|----------------------------------|------------------------------------|------------------------------------|--|--|--|--|------------------------------------|

AM Antimicrobial

[†] Available 629 and 630 finish only

Note: See pricebook for additional finish options

About Allegion

Allegion (NYSE: ALLE) is a global pioneer in seamless access, with leading brands like CISA®, Interflex®, LCN®, Schlage®, SimonsVoss® and Von Duprin®. Focusing on security around the door and adjacent areas, Allegion secures people and assets with a range of solutions for homes, businesses, schools and institutions.

For more, visit www.allegion.com

KRYPTONITE ■ LCN ■  ■ STEELCRAFT ■ VON DUPRIN