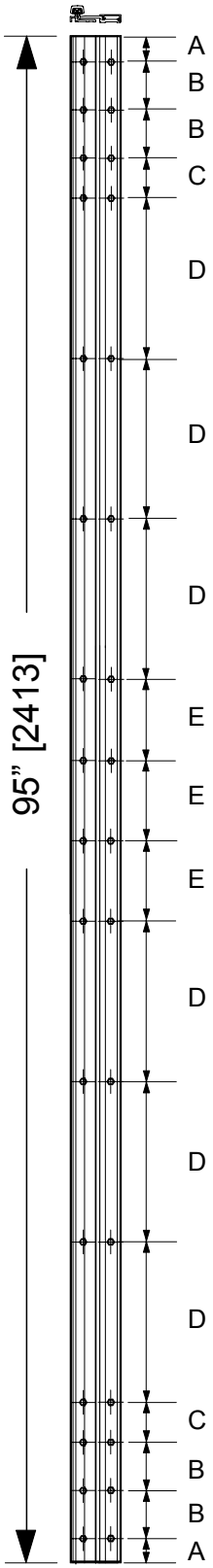

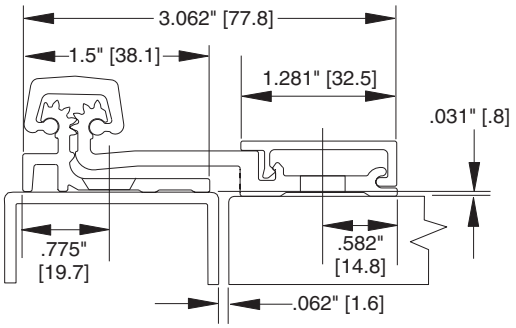

Hole Preparation

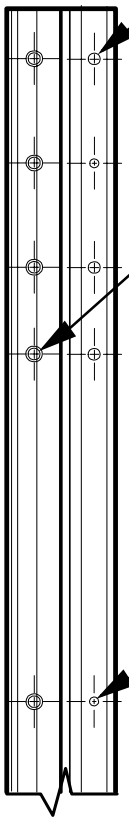

3/8” Drill thru:
14 places

Metal frame:
#13 or 3/16” drill

Wood frame:
5/32” drill, 1.5” deep
18 places

Optional:
#12 Pan head, self drilling screws, 4 places

Notes

Lock side door to frame clearance of 3/32” minimum recommended.

Reinforcement recommended for four hole pattern at top and bottom of each leaf of hinge.

Vertical distance between holes

	Inch	mm
A	1.5”	38.1
B	3”	76.2
C	2.5”	63.5
D	10”	254
E	5”	127

IVES

210HD 120” Surface Continuous Hinge Profile Template

ALLEGION

© 2015 Allegion
829233-00
Rev. 01/15-c

Note: Dimensions in [ ] are millimeters

Template Number 829233-00(C)