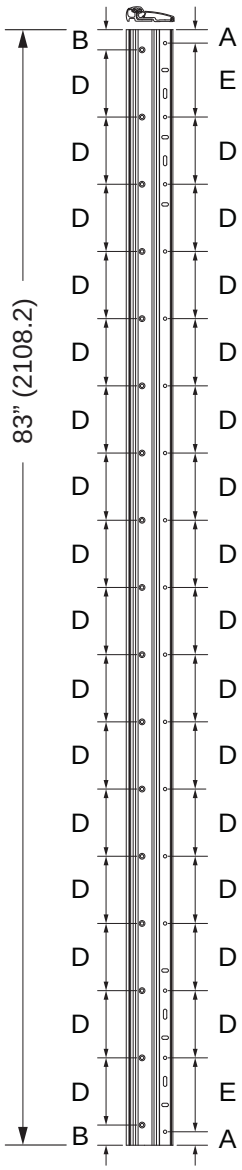

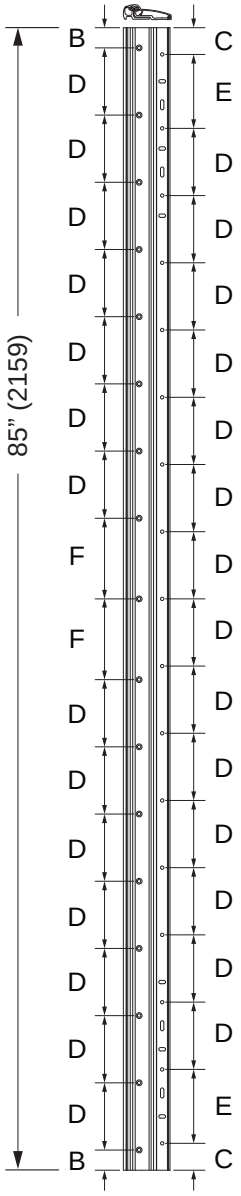

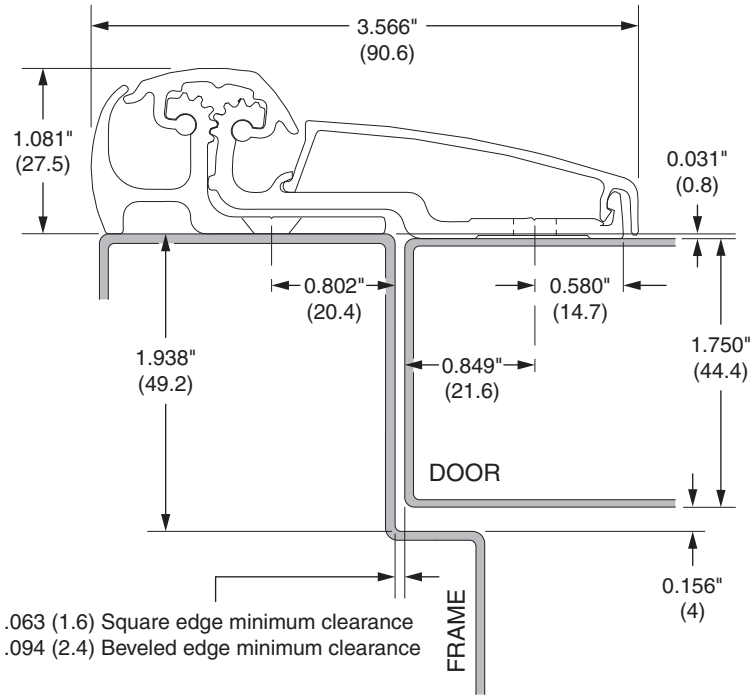

Total Door Undersizing

Single Square Edge Door - 7/32"
Single Bevel Edge Door - 1/4"
Pair of Doors, each leaf, Square Edge Door - 3/16"
Pair of Doors, each leaf, Bevel Edge Door - 7/32"

See installation instructions for reinforcement requirements.

Hole Preparation

Metal Frame:
#12-24 x 3/4" self-drilling tapping screws
#16 pilot drill is recommended for all holes

Wood Frame:
1/8" pilot drill

Vertical distance between holes

	A	B	C	D	E	F
Inch	1.00"	1.50"	2.00"	5.00"	5.50"	6.00"
mm	25.4	38.1	50.8	127	139.7	152.4

IVES

210XY 83" & 85" FULL SURFACE SWING CLEAR CONTINUOUS HINGE TEMPLATE

ALLEGION

NOTE: DIMENSIONS IN ( ) ARE IN MILLIMETERS

TEMPLATE NUMBER: 829742(A)

Date: 5-20-15