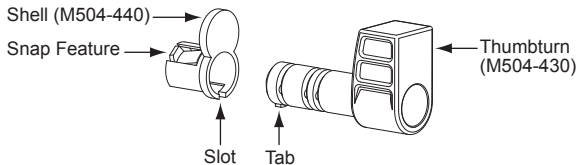




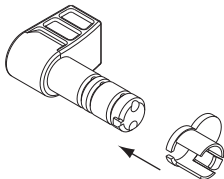
P513-257

Disposable Construction Core



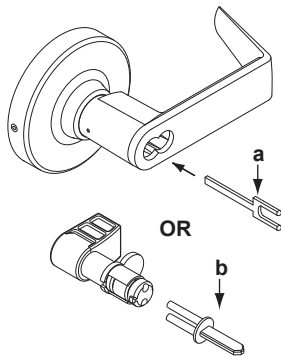
Installation

1 Slide Shell onto Thumbturn



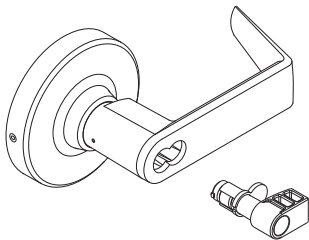
2 If Needed, Install Driver

- Depending on type of driver, either
- Insert driver into lockset.
- OR
- Insert driver into back of thumbturn as shown.



3 Install Thumbturn and Shell

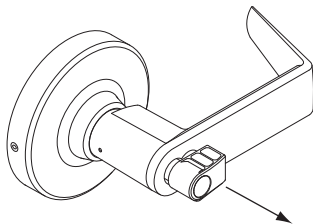
Make sure the driver is properly aligned.



Removal

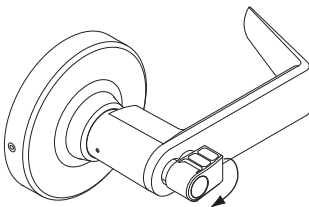
Pull Thumbturn Out of Shell

Shell should slide out along with thumbturn.



4 Rotate Thumbturn.

Rotate thumbturn to simulate SFIC operation.



Customer Service

1-877-671-7011

www.allegion.com/us

© Allegion 2017
Printed in U.S.A.
P513-257 Rev. 06/17-e