

SCHLAGE

AD-302

FIPS 201-2 integration
ready networked hardwired
electronic lock



Overview

AD Series electronic locks from Schlage® are designed to be modular and provide more options to choose from, more functionality in the lock and greater compatibility with existing systems. Its patented modular design allows the lock to be customized to fit the needs of an application now, and changed to meet future needs without removing it from the door.

AD-302 locks feature a multi-technology card and keypad reader (FMK) that is fully PIV and PIV-I capable for dual authentication to an external server. The open architecture software design of AD Series facilitates integration making AD-302 a desirable part of a Physical Access Control Software (PACS) provider's offering. Any completed PACS integrations that are tested and approved under HSPD-12 guidelines, can then be applied in U.S. Federal Agency Buildings.

Factory orderable options include choices of chassis type, network configurations, locking functions, lever styles and finishes. It also offers a wide selection of features that can be configured in the field to customize your openings.

To simplify installation, the AD Series combines all the hardware components required at the door into one design that includes the electrified lock, credential reader, request-to-exit sensor, request-to-enter sensor, and both door position and tamper switches. The AD-302 has a number of features built in that are configurable in the field and a long list of items that can be monitored by access control software.

Features and benefits

- PIV and PIV-I compatible
- Open architecture platform
- AD-302 locks can wire directly into the panel of integrated RS-485 access control software partners
- Real-time communication between access control system and lock
- Field configurable fail safe/fail secure and other capabilities per code
- Available in cylindrical, mortise, mortise deadbolt and exit trim
- Compatible with major brands of master key systems
- ANSI/BHMA A156.25, ANSI/BHMA Grade 1, UL 294, UL10C, FCC Part 15, ADA, RoHS, Industry Canada (IC), FL12400¹, FL1591¹, FL13013¹ and FL14482¹

¹ Applies to cylindrical and mortise chassis only.

AD-302 electronic lock specifications

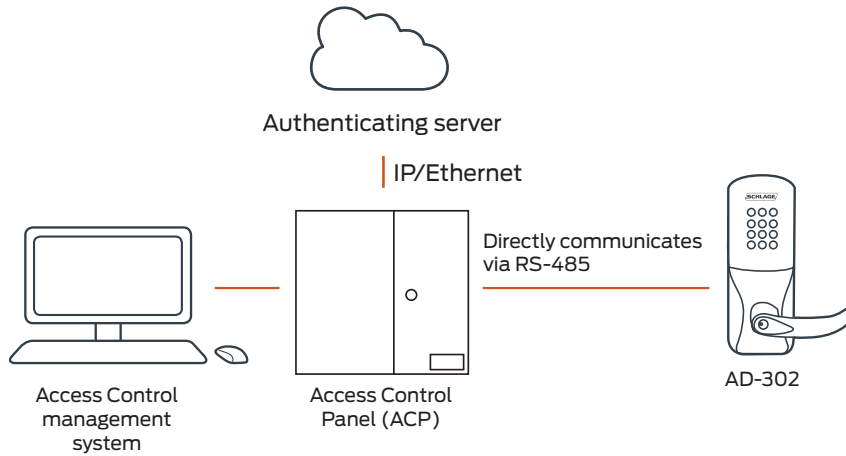
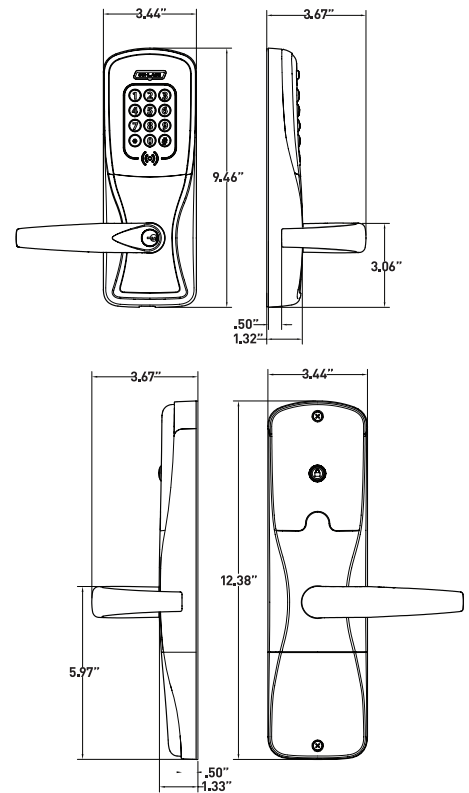
Credential verification time	< 2 seconds in FASC-N mode: card certificate validated by the ACP only 2-4 seconds in full authentication mode: card certificate validated by 3rd party server
Data rate	RS-485 : 9.6 kbps
Visual/audible communications	Tri-colored LED's and audible indicators (field configurable)
System interface	RS-485 directly
Power supply	12 VDC or 24 VDC
Voltage range	4 VDC to 26 VDC
Max current requirement	Up to 250 mA
Cable specifications for power	18AWG, 2 conductor (Belden 8760 or equivalent)
Cable distance for power	AD-302 to power supply: up to 1000 ft (303 m)
Cable specifications for data	24AWG, 2 or 4 conductor shielded (Belden 9841, 9842 or equivalent)
Cabling distance for data	AD-302 to ACP, RS-485: up to 4000 ft (1219 m)
Operating temperature	-31° to 151°F (-35° to 66°C)
Operating humidity	0 - 100% non-condensing
Certifications	ANSI/BHMA A156.25, ANSI/BHMA Grade 1, UL 294, UL10 C, FCC Part 15, ADA, RoHS
Accessories	Handheld Device (HHD)

Functions

- Classroom/storeroom¹
- Office¹
- Privacy
- Apartment

Available status signals

- Lock/unlock status
- Request-to-exit
- Door position
- Mechanical key override
- Deadbolt position
- Interior cover tamper guard
- Communication status
- Interior push button
- Request-to-enter



¹ Classroom/storeroom and office function not available with mortise deadbolt option.

Mechanical specifications

Chassis	Cylindrical	Mortise	Exit trim
Handing	Handed to order, field reversible		
ANSI standard (Meets or exceeds)	A156.25 A156.2 Series 4000 Grade 1	A156.25 A156.13 Series 1000 Grade 1	A156.25 A156.3
Door thickness	1 3/4" standard, 1 3/8" to 2 3/4" optional (available in 1/8" increments)		
Backset	Standard: 2 3/4" Optional: 2 3/8", 3 3/4", 5"	2 3/4" only	Defined by exit device
Latch bolt	Standard: 1/2" throw Optional: 3/4" throw	Standard: 3/4" throw Optional: 1" throw on mortise deadbolt	Provided by exit device
Levers	Pressure cast zinc, plated		
Strike	Standard: 1 3/16" lip, ANSI, 1 1/4" x 4 7/8" Optional: Additional configurations available please see price book		Provided by exit device
Cylinder and keys	Schlage® 6-pin Everest 29 S123 keyway in a conventional cylinder with two patented keys standard. Additional options available including SFIC, FSIC and competitor brands. See lever and cylinder compatibility data sheet (010432).		

FMK multi-technology reader specification

Frequency	125 kHz proximity and 13.56 MHz smart card
Standards	Standards ISO standard 15693 and ISO 14443
Maximum read range	Up to 1.25" on 125 kHz proximity, up to 0.75" on 13.56 MHz smart card
125 kHz proximity credential use	Compatibility: Schlage, XceedID®, HID®, GE/CASI ProxLite®, AWID® and LenelProx® Schlage credential style formats: Clamshell, ISO card, ISO card with magnetic stripe, keyfob, thin keyfob and PVC adhesive disk
13.56 MHz smart credential use	Secure sector compatibility: Schlage and aptiQ® MIFARE Classic®, XceedID, Schlage MIFARE Plus®, Schlage and aptiQ MIFARE® DESFire®) EV1 with PACSA; PIV and PIV-I; aptiQ (Schlage) mobile credential utilizing NFC technology CSN only compatibility: DESFire, HID iClass®, Inside Contactless Pico Tag®, MIFARE, MIFARE DESFire EV1, ST Microelectronics®, Texas Instruments Tag-It®, Phillips I-Code® Schlage credential style formats: Clamshell, ISO card, ISO card with magnetic stripe, keyfob, thin keyfob, wearable wristband, NFC mobile, PVC adhesive patch
Certifications/standards	FCC, Industry Canada (IC), UL 294 Listed, ISO standard 15693, and ISO standard 14443
Style/layout	12 button, 3x4 matrix backlit keypad

¹ 75 bit output format default. Configurable to other output formats.

AD Series FMK reader module

The AD Series is an ideal solution for applications which require approval by the U.S. Federal Government under HSPD-12 for FIPS 201-2 compliance. It is possible to upgrade existing, non-compliant AD Series locks to the new standard as follows:

- Field upgrade AD Series locks not currently set up for FIPS 201-2 by replacing the reader module with a FIPS 201-2 PIV-I capable FMK reader (sold separately)
- Field upgrade AD Series FIPS 201-1 compliant locks with an FMK reader manufactured after August 2016 by uploading FIPS 201-2 compatible firmware (AD.A.121 or higher)

Both types of upgrades should only be performed by a PACS provider who has tested and been approved under HSPD-12 for AD Series integration.

AD Series exit trim:

AD-302 exit trim is exclusively compatible with Von Duprin® 98/99 and 98/99XP (Rim, Mortise, and SVR. CVC and CVR on metal doors only), Von Duprin 22/22F (Rim and SVR) and Falcon® 25 (Rim) exit devices made by Allegion™. The proper low current request-to-exit switch (RX-LC or AE) is required.

Part numbers for request-to-exit switch:

- Von Duprin: 050281
- Falcon: 650359



PIV-I capable

- The FMK reader is required on AD Series locks to achieve FIPS 201-2 compliance; It supports proximity cards and is PIV-I capable using 13.56 MHz smart card technologies

 KEYPAD

Ordering information

Available through one of our GSA schedule 84 approved distributions; BAA options available

AD-302-CY-70-FMK-SPA-626-PD-S123-RH-13-049-10-025-1 3/4

Series	Class	Chassis	Function	Reader	Lever style	Finish	Lever cylinder	Keying type	Handing	Backset and latch	Strike	Door thickness
1	2	3	4	5	6	7	8	9	10	11	12	13

Selections correspond with the numbers above

Standard options are indicated in bold. See price book for specific configuration options.

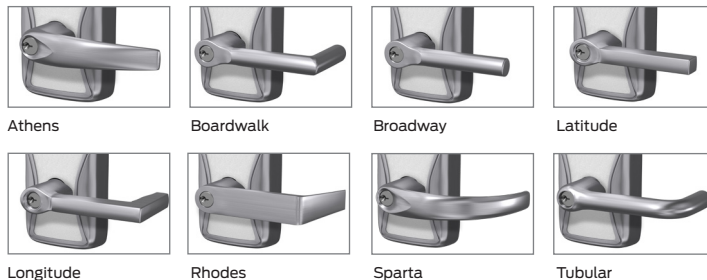
3	Chassis
CY	Cylindrical
MS	Mortise
MD	Mortise deadbolt
993R	Exit trim – Rim/CVC/CVR
993S	Exit trim – SVR
993M	Exit trim – mortise
993DT	Non-functioning dummy trim for exit
4	Function
70	Classroom/storeroom
50	Office
40	Privacy
60	Apartment
Lock function capabilities are determined by users access control system	
5	Reader
FMK	FIPS 201-2 compatible multi-technology + keypad (125 kHz and 13.56 MHz)
6	Lever
ATH	Athens
BRK	Boardwalk
BRW	Broadway
LAT	Latitude
LON	Longitude
RHO	Rhodes
SPA	Sparta
TLR	Tubular
Available with tactile warning options	

7	Finish
626	Satin chrome
605	Bright brass
606	Satin brass
612	Satin bronze
619	Satin nickel
625	Bright chrome
643e	Aged bronze
626AM	Satin chrome antimicrobial
8	Lever cylinder type
PD	Schlage 6-pin Conventional key-in-lever cylinder
See price book for other SFIC, FSIC and less cores options available. Compatible with Schlage®, Sargent®, Corbin Russwin, Medeco® and Yale®.	
9	Keyway type
S123	Everest 29
See price book for other available keyway options including master keying	
10	Handing
RH	Right handed
LH	Left handed
Field reversible	

11	Backset and latch or armor front
Cylindrical	
13-049	2 3/4" backset, deadlatch, square corner, 1 1/8" x 2 1/4"
Mortise	
09-663	Armor front, 1 1/4" wide, square corner
See price book for mortise deadbolt and other backset and latch options or armor front options	
12	Strike
Cylindrical	
10-025	1 3/16" lip, ANSI, no box, 1 1/4" x 4 7/8"
Mortise	
10-072	1 3/16" lip, 1 1/4" x 4 7/8" square corner, box
See price book for other available strikes	
13	Door thickness
1 3/4"	
Other thicknesses available between 1 3/8" and 2 3/4"	
See price book for detail	

Lever styles

Conventional cylinders shown, SFIC and FSIC also available.



About Allegion

Allegion (NYSE: ALLE) is a global pioneer in safety and security, with leading brands like CISA®, Interflex®, LCN®, Schlage®, SimonsVoss® and Von Duprin®. Focusing on security around the door and adjacent areas, Allegion produces a range of solutions for homes, businesses, schools and other institutions. Allegion is a \$2 billion company, with products sold in almost 130 countries. For more, visit www.allegion.com.


KRYPTONITE ■ LCN ■ **SCHLAGE** ■ STEELCRAFT ■ VON DUPRIN

Finishes

Warm tone finishes



Cool tone finishes



Allegion, the Allegion logo, aptiQ, Falcon, Schlage, the Schlage logo, Von Duprin and XceedID are trademarks of Allegion plc, its subsidiaries and/or affiliates in the United States and other countries. All other trademarks are the property of their respective owners.



© 2019 Allegion
004869, Rev. 05/19
www.allegion.com/us