



740068

Label Kit 740031-00



For use with all low energy operators

Signage Instructions

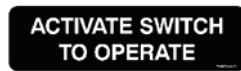
ANSI A156.19-1997 requires these Applications for all low energy doors. Failure to do so leaves the installer LIABLE for any accident that might occur. THESE SIGNS MUST BE USED!

KIT CONTENTS:

PART #	KIT QTY.	DESCRIPTION
27274	2	6 1/2" YELLOW CIRCLE "CAUTION AUTOMATIC DOOR" (2 SIDED)
740071-00	2	6 1/2" x 1 3/4" BLUE RECTANGLE "ACTIVATE SWITCH TO OPERATE" (2 SIDED)
740072-00	1	5" x 1 3/4" BLUE RECTANGLE "PUSH TO OPERATE" (1 SIDED)
740073-00	1	5" x 1 3/4" BLUE RECTANGLE "PULL TO OPERATE" (1 SIDED)



27274



740071-00



740072-00



740073-00

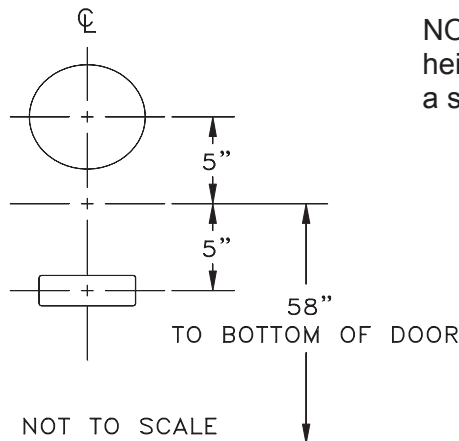
WHEN DOOR IS ACTIVATED BY SEPARATE WALL SWITCH, USE THE FOLLOWING:

CLEAR GLASS DOOR		SOLID OPAQUE DOOR	
QTY	LABEL	QTY	LABEL
1	27274	2	27274
1	740071-00	2	740071-00

WHEN DOOR IS ACTIVATED BY DOOR MOTION, USE THE FOLLOWING:

CLEAR GLASS DOOR		SOLID OPAQUE DOOR	
QTY	LABEL	QTY	LABEL
1	27274	2	27274
1	740072-00	1	740072-00
1	740073-00	1	740073-00

LABEL LOCATION:



NOTE: Mount sign on door at a height of 58" (+/- 5") in a symmetrical pattern.

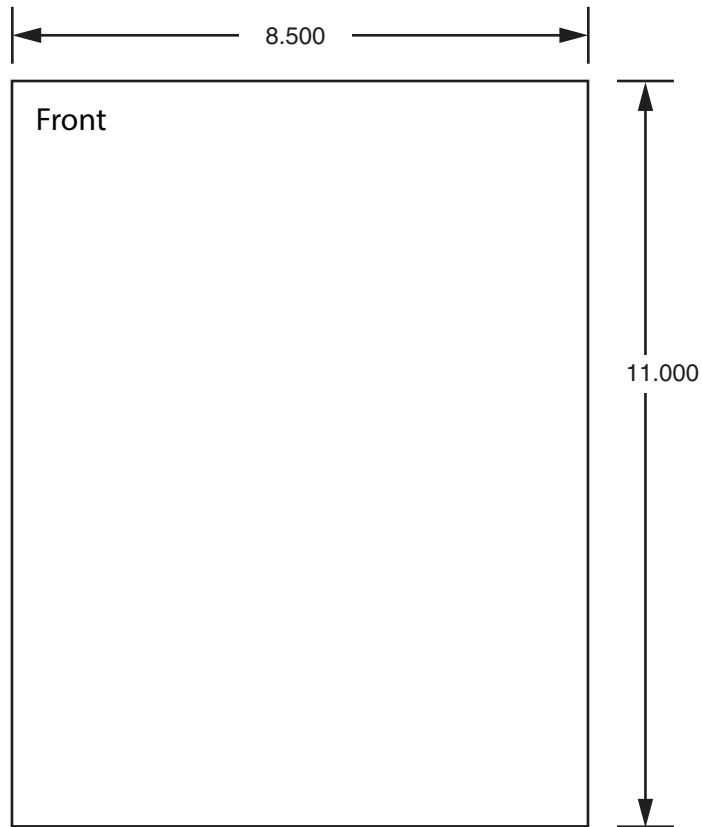
Customer Service

1-877-671-7011

www.allegion.com/us



© Allegion 2014
Printed in U.S.A.
740068 Rev. 02/14-d



Beginning and Final Sheet

Additional Notes:
None

Revision History						Revision Description:					
D	E	F	G	H	J	D > Revised Artwork					
047232	EC #	EC #	EC #	EC #	EC #						
Material						Edited By		Approved By		EC Number	Release Date
Paper on Adhesive						D. Myers		M. Sasso		047232	02-27-14
Notes						Title					
<ol style="list-style-type: none"> printed one side printed black tolerance: ± .13 printed in country may vary drawings to not scale 						SIGNAGE INSTRUCTION SHEET FOR LABEL KITS 740031-00 AND 7001					
Creation Date			Number			Revision					
04-27-10			740068			D					
Created By				Activity							
N/A				3899 Hancock Expwy							
Software: Illustrator CS6				Security, CO 80911				© 2014 Allegion			