

VON DUPRIN®

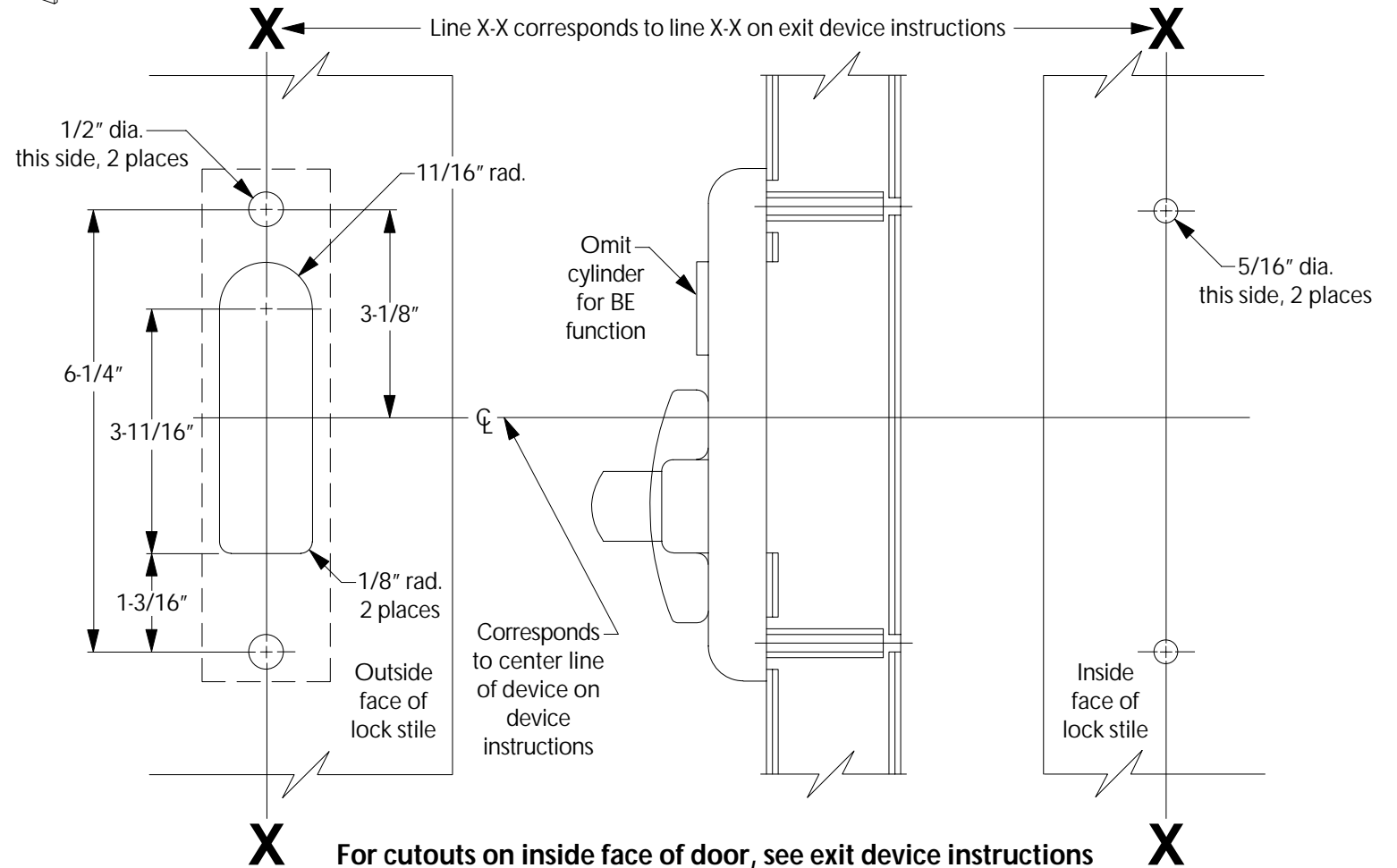
INSTALLATION INSTRUCTIONS

1. Prepare door for exit device. See exit device instructions for holes, backset (line X-X), and center lines.
2. Prepare door for control.
 - A. Transfer line X-X from inside (exit device side) of door to outside (control side) of door. Use extra care if edge of door is beveled. Be sure line X-X is parallel to edge of door.
 - B. Locate and prepare all holes as shown. For metal door preparation, see this side. For wood door preparation, see other side.
3. Apply device.
4. Attach lift bracket to adjustment block on device (see other side).
5. Make sure control cylinder plate is correct for required function. Change cylinder plate if necessary (see other side).
6. Install cylinder (see other side; no cylinder on BE function controls).
7. Install control. Use WDA adapter plate for wood door application. If there is a gap between the control and the door, remove flat washers as required (see other side).
8. Test key, control, and device action.



METAL DOOR PREPARATION

(For wood door preparation, see other side)



Device Application Schedule
33/3547 and 33/3547-F Devices (metal doors)
33/3547 WDC Devices (wood doors)




**372-L, 372-L-BE, 372-T, and
372-T-BE CONTROLS**

Copyright © 2004 Ingersoll-Rand.
All rights reserved.

PAGE NO.
1 of 2

REVISION
9



941102-00

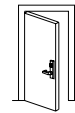
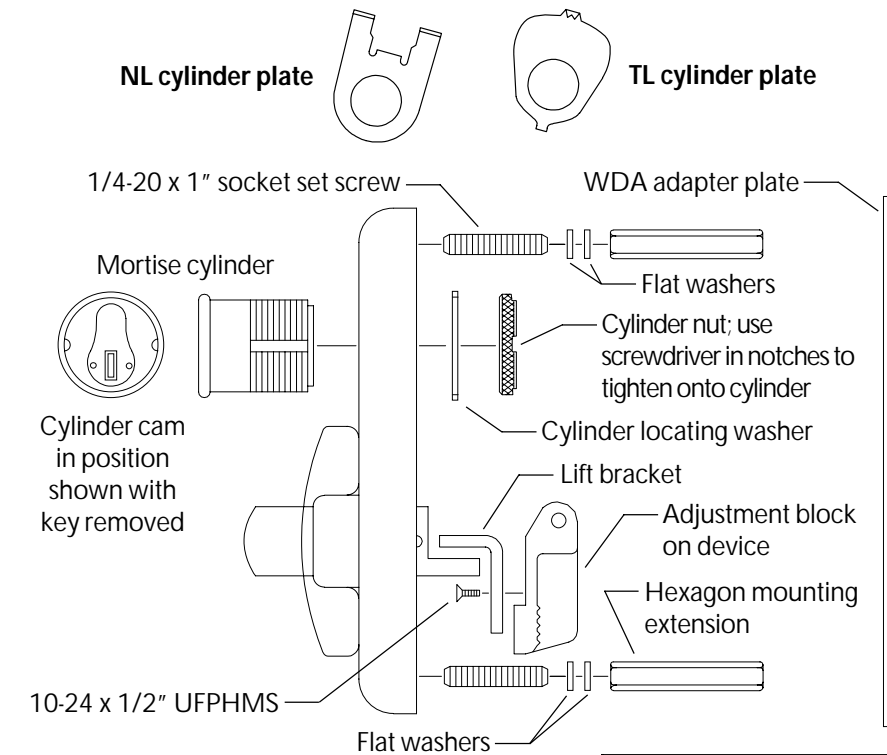
VON DUPRIN®

TL AND NL CYLINDER ASSEMBLY

TL Function: Control remains locked or unlocked when key is removed.
TL function is standard on all controls.

NL Function: Control is always locked when key is removed.
Control requires use of key to operate.

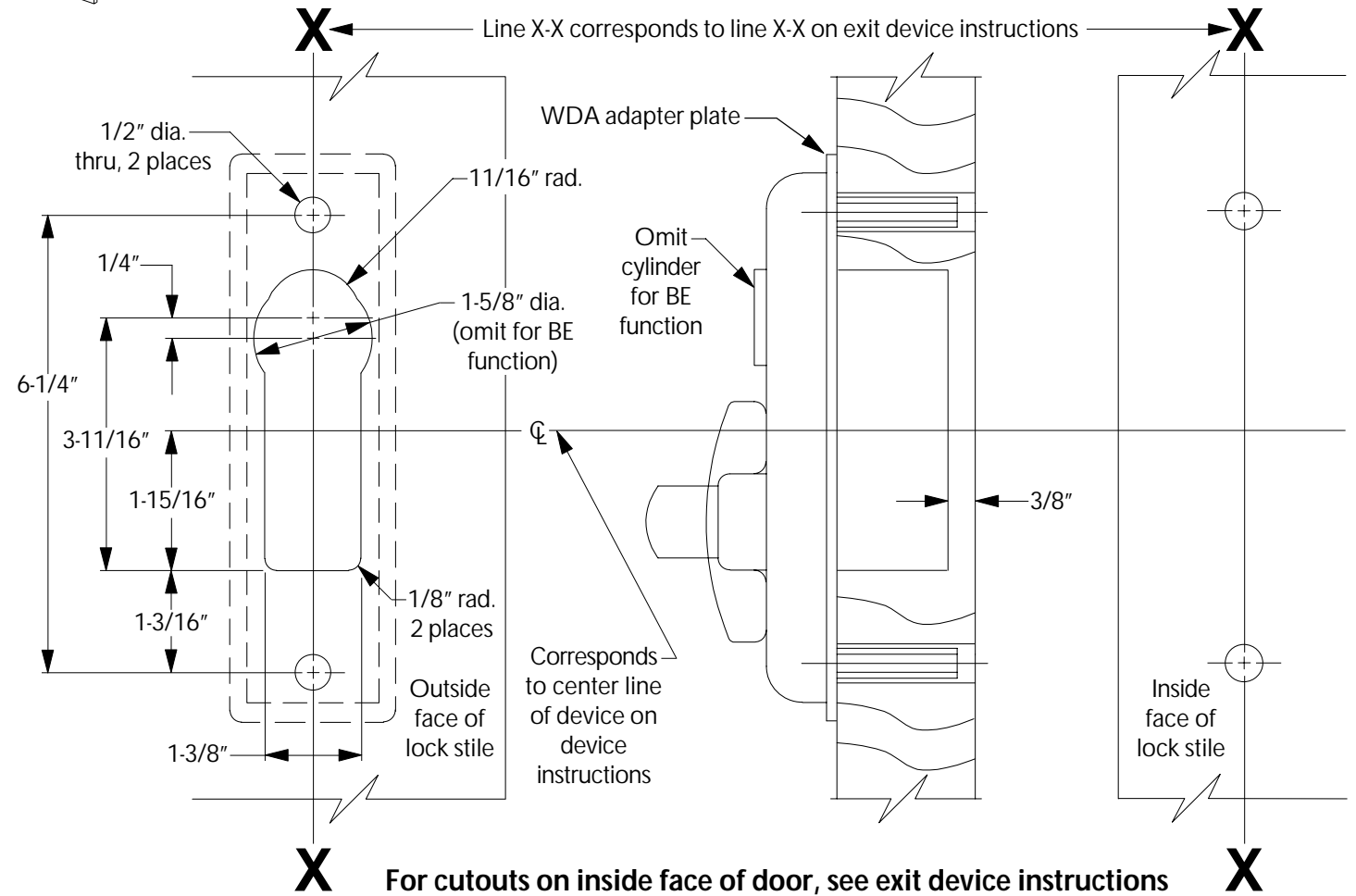
For NL function, **first lock control**, remove TL cylinder plate from back of control, install NL cylinder plate (from poly bag).



LHR SHOWN
RHR OPPOSITE

WOOD DOOR PREPARATION

(For metal door preparation, see other side)



IR Security & Safety
Proven Source. Proven Solutions.™

372-L, 372-L-BE, 372-T, and
372-T-BE CONTROLS

941102-00

Copyright © 2004 Ingersoll-Rand.
All rights reserved.

PAGE NO.
2 of 2

REVISION
9