

If beveled, place template on high side.

Mark at center of door thickness.



Template B680

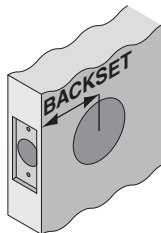
High Side

2 3/8" (60 mm) BACKSET

2 3/4" (70 mm) BACKSET

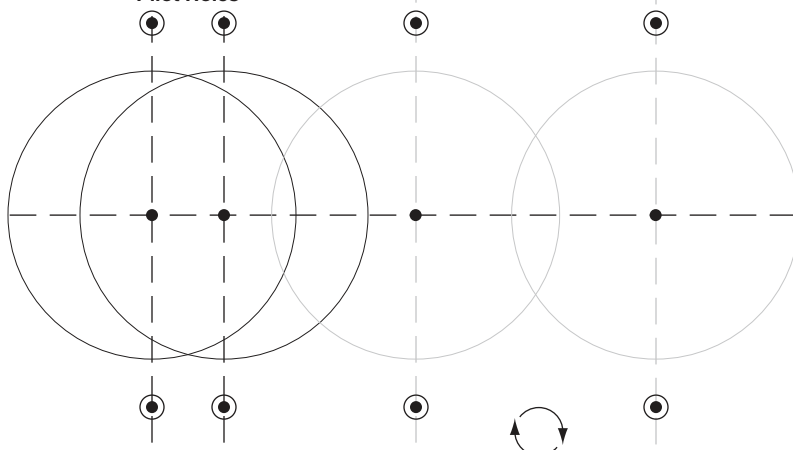
For 1 3/4" (44 mm) Door

1/8" (3 mm) Pilot Holes

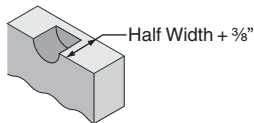


FOLD ON DOOR EDGE

1" (25 mm) Hole



Drill 1 1/2" (38mm) Dia. Hole Halfway Through Door + 3/8"



1 1/16" (25 mm) Hole for Non-Adjustable Drive-In Latch

Rotate template for left-handed door.

3 3/4" (95 mm) BACKSET

5" (127 mm) BACKSET

High Side




ALLEGION

© Allegion 2014
Printed in U.S.A.
P515-881 Rev. 01/14-b

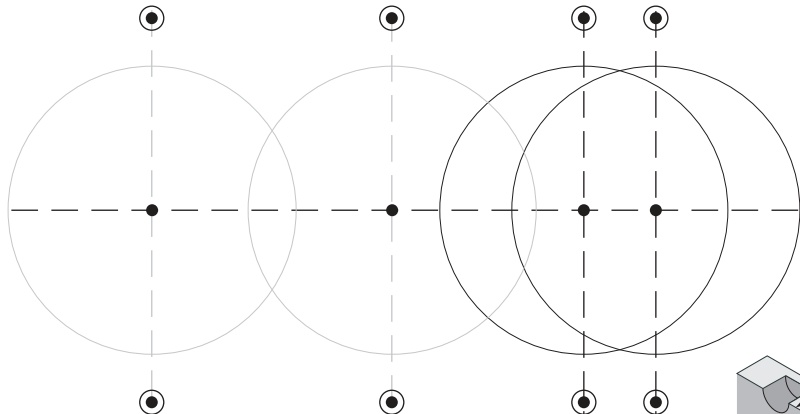


Plantilla Gabarit B680


Rote para puerta con
bisagras a la izquierda
Tournez pour porte
ouvrant à gauche

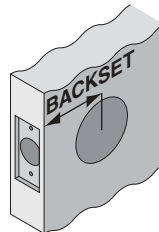
3 mm

Agujeros de guía
Trous de pilote

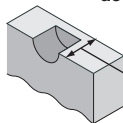


BACKSET de 60 mm
BACKSET de 60 mm

BACKSET de 70 mm
BACKSET de 70 mm



38 mm Agujero/Trou
Mitad del grosor
de la puerta + 10 mm
Moitié de l'épaisseur
de la porte + 10 mm



Mitad +10mm
Moitié +10mm

BACKSET de 95 mm
BACKSET de 95 mm

BACKSET de 127 mm
BACKSET de 127 mm

High Side

Si está biselado,
coloque la plantilla en
el lado superior.
Si biseauté, placer
le gabarit sur
le côté supérieur

Para Pour
44 mm

PLEGAR
PLIER



Orificio de 25 mm para
Seguro de fuerza
no ajustable.

Orifice de 25 mm pour
verrou à enfoncement
non réglable

Marcar en el centro
del ancho de la puerta.

Marque au centre
de l'épaisseur de porte.

High Side