

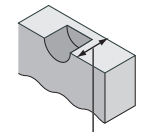
2 1/4" 1 3/4" 1 1/8"

Mark Center of Door Width for Faceplate or Drive-In

Fold on Door Edge

SCHLAGE P515-773
TEMPLATE
B80/B580
D261

NOTE: If Door is Beveled, Place Template on High Side



Half Width + 3/8"

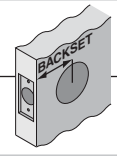
A Measure from Fold to Center

1 Measure 2 3/8" (60 mm) BACKSET

1/2 of 2 1/4 in.

2
 Drill 1 1/2" Dia. Hole
 Halfway Thru Door + 3/8"

1/2 of 1 1/8 in.



B Drill 1" (25 mm) Hole for Faceplate
 OR
 for Circular Drive-In

1 Measure 2 3/4" (70 mm) BACKSET

© 2014 Allegion
 Printed in U.S.A.
 P515-773 Rev. 01/14-e



NOTE: Si la Porte es Bisseau, Placer le Gabarit Sur le Bord Élevé

NOTE: Si la Puerta es Biselado, Ponga la Plantilla Sobre el Borde Alto

PLANTILLA / GABARIT B80/B580 D261

Doble aquí

35 mm 44 mm 57 mm

Marque el centro de la anchura de la puerta para la placa delantera/circular

Marquer le centre de la largeur de porte pour la tétière/circulaire

38 mm Agujero/Trou
Mitad del grosor de la puerta + 10 mm
Moitié de l'épaisseur de la porte + 10 mm

Mida/Mesure 60 mm BACKSET 1

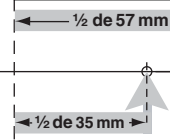
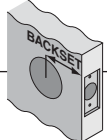
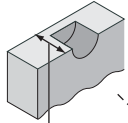
A Medida del dobléz al centro
Mesure du pli au centre

Mitad +10mm
Moitié +10mm

Mida/Mesure 70 mm BACKSET 1

Plier ici

B Taladre/Forer 25 mm Dia.
para placa delantera/pour tétière
O/OU
C para placa circular
pour tétière circulaire



Customer Service Servicio al cliente Service à la clientèle
1-877-671-7011 www.allegion.com/us