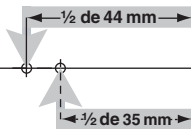


44 mm 35 mm

Marque el centro de la anchura de la puerta para la placa delantera/circular

Marquer le centre de la largeur de porte pour la tétière/circulaire

A Medida del dobléz al centro
Mesure du pli au centre



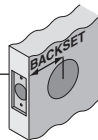
B Taladre/Forer 25 mm Dia.
para placa delantera/pour tétiere

O/OU
para placa circular
pour tétiere circular



Doble aquí

PLANTILLA / GABARIT
B81/B571/B581
D271/D261M

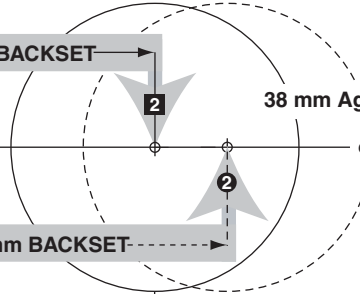


1 Mida/Mesure 60 mm BACKSET

1 Mida/Mesure 70 mm BACKSET

NOTE: Si la Puerta es Biselado, Ponga la Plantilla Sobre el Borde Alto

NOTE: Si la Porte es Biseau, Placer le Gabarit Sur le Bord Elevé



38 mm Agujero/Trou

54 mm en opcion optional

Plier ici

1/4" 1/6"

Mark Center of Door Width for Faceplate or Drive-In

Fold on Door Edge

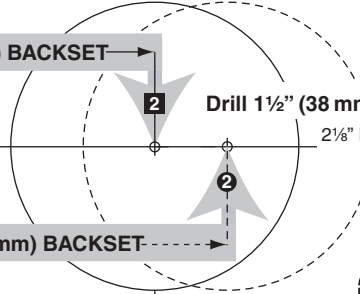
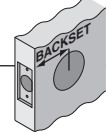
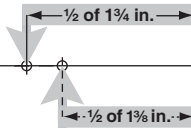
TEMPLATE B81/B571/B581/D271/D261M

NOTE: If Door is Beveled, Place Template on High Side



A Measure from Fold to Center

1 Measure 2 3/8" (60 mm) BACKSET



2 Drill 1 1/2" (38 mm) Dia. Hole
2 1/8" Hole (54 mm) optional

B Drill 1" (25 mm) Hole for Faceplate
OR
for Circular Drive-In

1 Measure 2 3/4" (70 mm) BACKSET

© 2014 Allegion
Printed in U.S.A.
P515-772 Rev. 01/14-e

