



T-Series Spring Cage Retrofit Kit


FALCON®

Q513-063

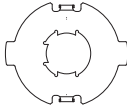
Instrucciones de Instalación

Installation Instructions

Notice d'installation



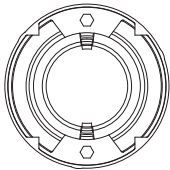
Springs (2)
Muelles (2)
Ressorts (2)



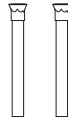
Torque Plate
Placa de par de torsión
Plaque de couple



Retaining Ring
Anillo de retención
Anneau de retenue



Spring Cage Housing
Alojamiento de la jaula de muelles
Logement de cage à ressorts



Mounting Posts (2)
Postes de montaje (2)
Poteaux de montage (2)

1

Remove Existing Spring Cage

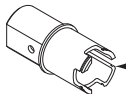
NOTE: Discard Spring Cage Components

Extracción de la jaula de muelles existente

NOTA: Descarte los componentes del alojamiento de resorte

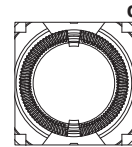
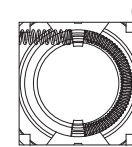
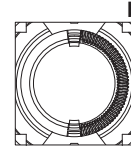
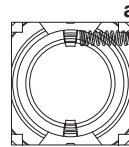
Déposer la cage à ressort existante

NOTE : Jeter les composants de la cage de ressort

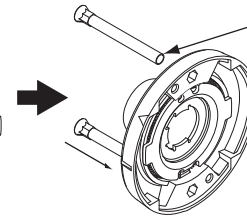
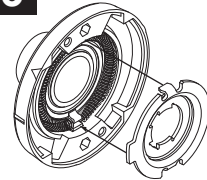


Keep rose and spindle for reuse
Mantenga la alcachofa y el huso para su reutilización
Garder la rosette et la tige pour une réutilisation

2



3

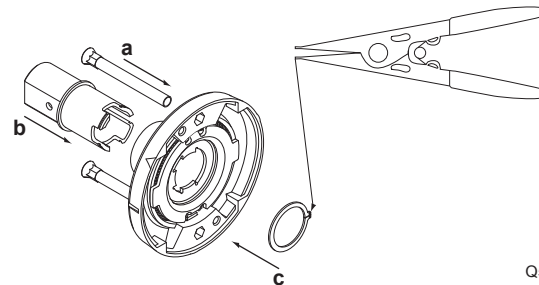


For Use With Outside Spring Cage Only

Usar sólo con alojamientos de resorte externos

Utilisation pour cage de ressort extérieure seulement


4



ALLEGION®

© Allegion 2014
1-877-671-7011
www.allegion.com/us
Printed in U.S.A.
Q513-063 Rev. 06/14-c

FRONT



Additional Notes:
1. None

Revision History						Revision Description:					
A	B	C	D	E	F	C > Revised artwork					
		053946									
Material						Edited By		Approved By		EC Number	Release Date
White Paper						D. Rollison		M. Roberts		053946	06-20-14
Notes						Title					
1. printed one side						T-Series Spring Cage Retrofit Kit					
2. printed black						Creation Date		Number		Revision	
3. tolerance $\pm .13$						06-20-14		Q513-063		C	
4. printed in country may vary						Created By		Activity		© Allegion 2014	
5. drawings not to scale						D. Rollison		3899 Hancock Expwy Security, CO 80911			
						Software: InDesign CS6					