

APARTMENT DOOR KNOCKER


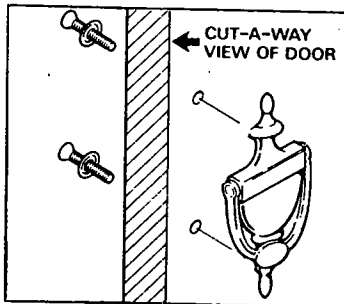
FOR USE ON EXTERIOR OR INTERIOR DOORS OF CONDOMINIUMS, APARTMENTS AND OFFICES.

USE TEMPLATE BELOW FOR EASY INSTALLATION OF DOOR KNOCKER.

INSTALLATION INSTRUCTIONS

TOOLS REQUIRED: Drill, 1/4" drill bit, awl and Phillips screwdriver.

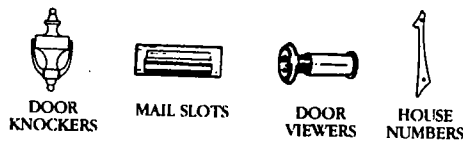
1. Position template (right) centered from side to side 60" above threshold. Tape template to outside of door.
2. Mark centers with awl (or nail) and drill holes with 1/4" drill bit completely through door.
3. Mount door knocker with screws and cover washers.



MAINTENANCE INSTRUCTIONS

H.B. Ives Solid Brass products have a clear, protective lacquer coating which helps prevent discoloration. Do not use abrasive waxes or cleaners.

ASK FOR OTHER FINE DECORATIVE HARDWARE BY H.B. IVES



APT KNOCKER C2-3125-605 BRT
 MADE EXCLUSIVELY FOR H.B. IVES IN PORTUGAL
 H.B. Ives, New Haven, CT. 06511