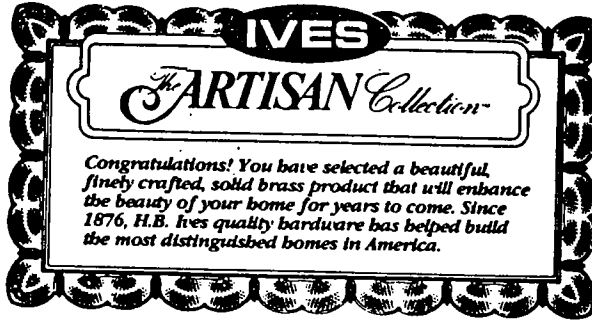


500's



ROUND KNOB 5/8"

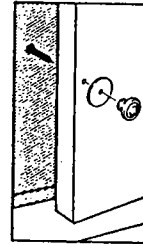
FOR USE ON DRAWERS AND CABINET DOORS 3/4" THICK. IVES KNOB BACKPLATES AA OR CC ARE RECOMMENDED. (PACKAGED SEPARATELY).

INSTALLATION INSTRUCTIONS

TOOLS REQUIRED: Regular screwdriver, drill, 1/4" drill bit and pencil.

FOR CABINET DOOR APPLICATION:

1. Position approximately 1/3rd from top or bottom of door and 1"-2" from door edge, mark, drill and secure from inside of door (See illustration).




FOR DRAWER APPLICATION:

1. Position (when two knobs are required, space at equal distance from edge of drawer), mark, drill and secure from inside of drawer.

MAINTENANCE INSTRUCTIONS

H.B. Ives Solid Brass products have a clear, protective lacquer coating which helps prevent discoloration. Do not use abrasive waxes or cleaners.

ASK FOR OTHER FINE DECORATIVE HARDWARE BY H.B. IVES




PULLS



KNOBS



BACKPLATES



PULLS



ROUND KNOB 5/8" C524 B3 BRT

MADE IN U.S.A