

Lama L

Gio Ponti

OLIVARI 



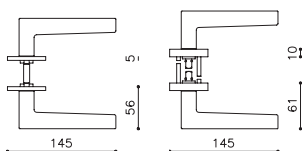
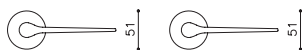
OL106

Olivari levers made in Italy since 1911

Since 1911 Olivari has been manufacturing levers in Italy. In its century-old history, Olivari has always sought out the maximum in quality, relying on the creativity of the best designers and architects. Though it uses the most advanced technology, Olivari preserves all the artisanal wisdom it has accumulated in over 100 years of history.

tubular

mortise



Measurements are in millimeters

ottone/brass



CR cromo lucido
625 bright chrome



IS superinox satinato
630 satin stainless steel



CO cromo satinato
626 satin chrome



RS superrame satinato
350 supercopper satin



ZL superoro lucido
605 bright brass



DS superbronzo satinato
351 superbronze satin



TS superoro satinato
606 satin brass



US superanthracite satinato
352 superanthracite satin



NL supernichel lucido
618 polished nickel



NP nero opaco
622 matte black

Lama L

Gio Ponti

OLIVARI 

tubular specifications

Door Thickness	1-3/8" to 1-7/8" (35mm to 48mm)
Backset	2-3/8" or 2-3/4" (60mm or 70mm)
Faceplate	Square corner - nominal 1" x 2-1/4", 1" edge bore (25mm x 57mm, 25mm edge bore)
Latchbolt	1/2" throw (13mm)
Strike	T strike, 1-1/8" x 2-3/4", round and square corner (29mm x 70mm)

tubular functions

10

Passage

Both levers always free.

40

Privacy

Inside lever always retracts latch.
Outside lever free unless locked by push-pin from inside.
Turning inside lever, closing door, or utilizing emergency pin on outside unlocks outside lever.

170

Single dummy trim

Dummy trim for one side of door. Used for door pull or as matching inactive trim. Handing must be specified.

172

Pair dummy trim

Dummy trim for both sides of the door.

Lama L

Gio Ponti

mortise specifications*

Door Thickness	1-3/4" (45mm)
Backset	2-3/4" (70mm)
Armor Front	Standard: 1-1/4" x 8" x 7/32" (32 mm x 203 mm x 6 mm)
Latchbolt	3/4" (19 mm) throw stainless steel latch with anti-friction tongue
Strike	Standard: ANSI curved lip strike 1-1/4" x 4-7/8" (32 mm x 124 mm) x 1-3/16" (30 mm) lip to center with dust box Optional: Extended lip strike options (7/8", 1", 1-1/2", 1-3/4", 2")
Certification	Lock chassis/cases are ANSI/BHMA Grade 1 certified, UL listed for 3-hour fire door

*Inside lever is always free for immediate egress.

mortise functions

L9010

Passage Latch
(Ex: Stairwells,
Refuse closets)

Latchbolt retracted by lever from either side at all times.

L9070

Classroom Lock
(Ex: Common areas)

Latchbolt retracted by lever from either side unless outside is locked by key. Unlocked from outside by key. Auxiliary latch deadlocks latchbolt when door is locked.

L9080

Storeroom Lock
(Ex: Mechanical and
Storage areas)

Latchbolt retracted by key outside or by lever inside. Outside lever always inoperative. Auxiliary latch deadlocks latchbolt when door is locked.

L9040

Privacy
(Ex: Amenities,
Bathrooms)

Latchbolt retracted by lever from either side unless outside is locked by inside thumbturn. Turning inside lever or closing door unlocks outside lever. To unlock from outside, remove emergency button, insert emergency thumbturn(furnished) in access hole and rotate.

L9092EL/EU

Electrically locking/
unlocking Outside lever
Outside cylinder

Outside lever continuously locked (EL) or unlocked (EU) by 12 or 24V DC. Latchbolt retracted by key outside or lever inside. Aux latch deadlocks latchbolt when door is locked.

L9050

Entrance / Office
(Ex: Management office)

Latchbolt retracted by lever from either side unless outside is made inoperative by key outside or by turning inside thumbturn. When outside is locked, latchbolt is retracted by key outside or by lever inside. Outside lever remains locked until thumbturn is returned to vertical or unlocked by key. Auxiliary latch deadlocks latchbolt when door is locked.


L9453

Entrance with Deadbolt
(Ex: Apartment Entrance)

Latchbolt retracted by lever from either side unless outside is locked by 20° rotation of thumbturn. Deadbolt thrown or retracted by 90° rotation of thumbturn. When locked, key outside or lever inside retracts deadbolt and latchbolt simultaneously. Outside lever remains locked until thumbturn is restored to vertical position. Throwing deadbolt automatically locks outside lever. Auxiliary latch deadlocks latchbolt when door is locked.

available thumbturns

L9040, L9050 and L9453 functions



Cubo



Space Q




Verona Q



Link Q



Verona V



Link ADA

Lama L

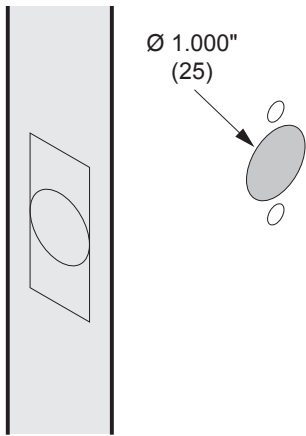
Gio Ponti

OLIVARI 

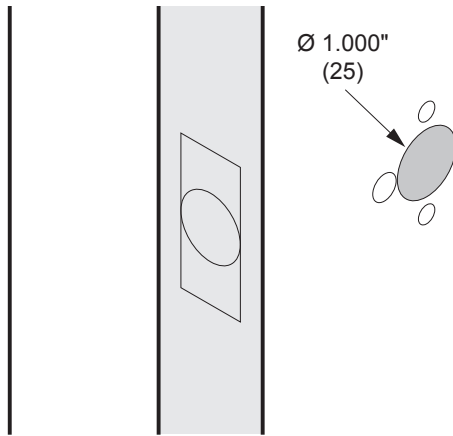
how to order

Product	Family	Function	Style	Finish	Backset	Thumbturn
Tubular	PT	10	OL106	CO	2-3/8"	N/A
Mortise	L	9040	OL106	CO	2-3/4"	Link ADA

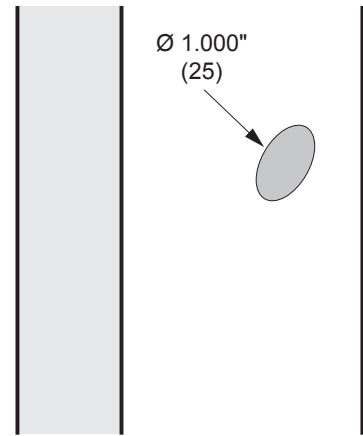
door preparation*



Model PT10
PT-Series Tubular Passage



Model PT40
PT-Series Tubular Privacy



Model PT170
PT-Series Single Dummy (one side)

Model PT172
PT-Series Double Dummy (both sides)

*Mortise follows L door preparation, except Thumbturn bore hole is larger (.875")

*PT10 and PT40: Use a bore depth of 3-1/2" for 2-3/8" backset and 4" for a backset of 2-3/4"

[OlivariDesigns.com](https://www.OlivariDesigns.com)

Olivari@allegion.com

1-833-4OLIVARI (1-833-465-4827)

Registered trademarks and patented designs. All rights reserved © Olivari B. s.p.a.

About Allegion

Allegion (NYSE: ALLE) is a global pioneer in seamless access, with leading brands like CISA®, Interflex®, LCN®, Schlage®, SimonsVoss® and Von Duprin®. Focusing on security around the door and adjacent areas, Allegion secures people and assets with a range of solutions for homes, businesses, schools and institutions.

For more, visit www.allegion.com

KRYPTONITE ■ LCN ■  ■ STEELCRAFT ■ VON DUPRIN



© 2023 Allegion
013405, Rev. 07/23
www.allegion.com/us